

VARIABLE RANGE PROPORTIONER



FEATURES

- **FM Approved with RE-HEALING RF3, 3%, RE-HEALING 3x3 SP-100 and ARCTIC 3x3% ATC Foam Concentrates**
- **UL Listed with RE-HEALING RF3, 3%, RE-HEALING 3x3 SP-100, EVOLUTION 3% SFFF, ARCTIC 3% AFFF and ARCTIC 3x3% ATC Foam Concentrates**
- **Bronze and stainless steel material construction for performance and durability**
- **Fresh, salt and brackish water compatible**
- **Horizontal or vertical mounted position**


DESCRIPTION

The SOLBERG® Variable Range Proportioner is a low foam solution proportioning device, designed to accurately proportion the foam concentrate into the water stream at both high and low system flow rates. The SOLBERG Variable Range Proportioner is designed as an integral component of the SOLBERG Bladder Tank proportioning system, to be used with SOLBERG foam concentrates in foam-water systems.

The SOLBERG Variable Range Proportioner complies with NFPA 30, the Flammable and Combustible Liquids Code, Paragraph 16.5.1.6.2, which states that foam/water sprinkler systems are to provide foam solution to operating sprinklers with 4 sprinklers flowing. The SOLBERG Variable Range Proportioner was designed to meet this Code requirement.

APPLICATION

The SOLBERG Variable Range Proportioner is designed for closed-head foam-water sprinkler systems where proportioning of foam concentrate will begin at low flow rates, but as additional sprinklers operate, the proportioner will automatically adjust for the changes in system flow rates and maintain accurate foam concentrate proportioning.



Considering that the fire data shows that only 4 to 5 sprinklers will be necessary to control the flammable liquid fire risks, the SOLBERG Variable Range Proportioner is the perfect solution for low system flow proportioning.

The primary applications for the SOLBERG Variable Range Proportioner include closed-head foam/water sprinkler systems, protecting risks such as flammable and combustible liquid storage rooms, chemical processing, loading racks, aircraft hangars, and tank farm protection systems using foam chambers.

SPECIFICATIONS

The SOLBERG Variable Range Proportioner is certified for use with SOLBERG RE-HEALING RF3, 3%, RE-HEALING 3x3 SP-100, EVOLUTION 3% SFFF, ARCTIC 3% AFFF and ARCTIC 3x3 ATC foam concentrates, when used as an integral component of a SOLBERG bladder tank proportioning system. The SOLBERG Variable Range Proportioner is designed to be installed as a between-the-flange proportioner, in standard 6.0" (152 mm) and 8.0" (203 mm) system piping. The foam concentrate inlet for the 6.0" VRP is 2.0" (50 mm) NPT and 2.5" (63 mm) NPT for the 8.0" VRP.

VARIABLE RANGE PROPORTIONER

The SOLBERG Variable Range Proportioner is manufactured using a bronze body and cone shaped piston, stainless steel spring, and stainless steel foam metering orifice. The SOLBERG Variable Range Proportioner is to be installed with a minimum of 5 pipe diameters (30.0" (762 mm) for the 6.0" VRP and 40.0" (1,016 mm) for the 8.0 VRP) of straight pipe both upstream and downstream of the proportioner. The proportioner body is cast with a directional flow arrow on the proportioner body indicating the proper orientation of installation.

CERTIFICATIONS

Underwriters Laboratories, Inc. (UL) Listed - Standard 162, FM Approved per Approval Standard 5130.

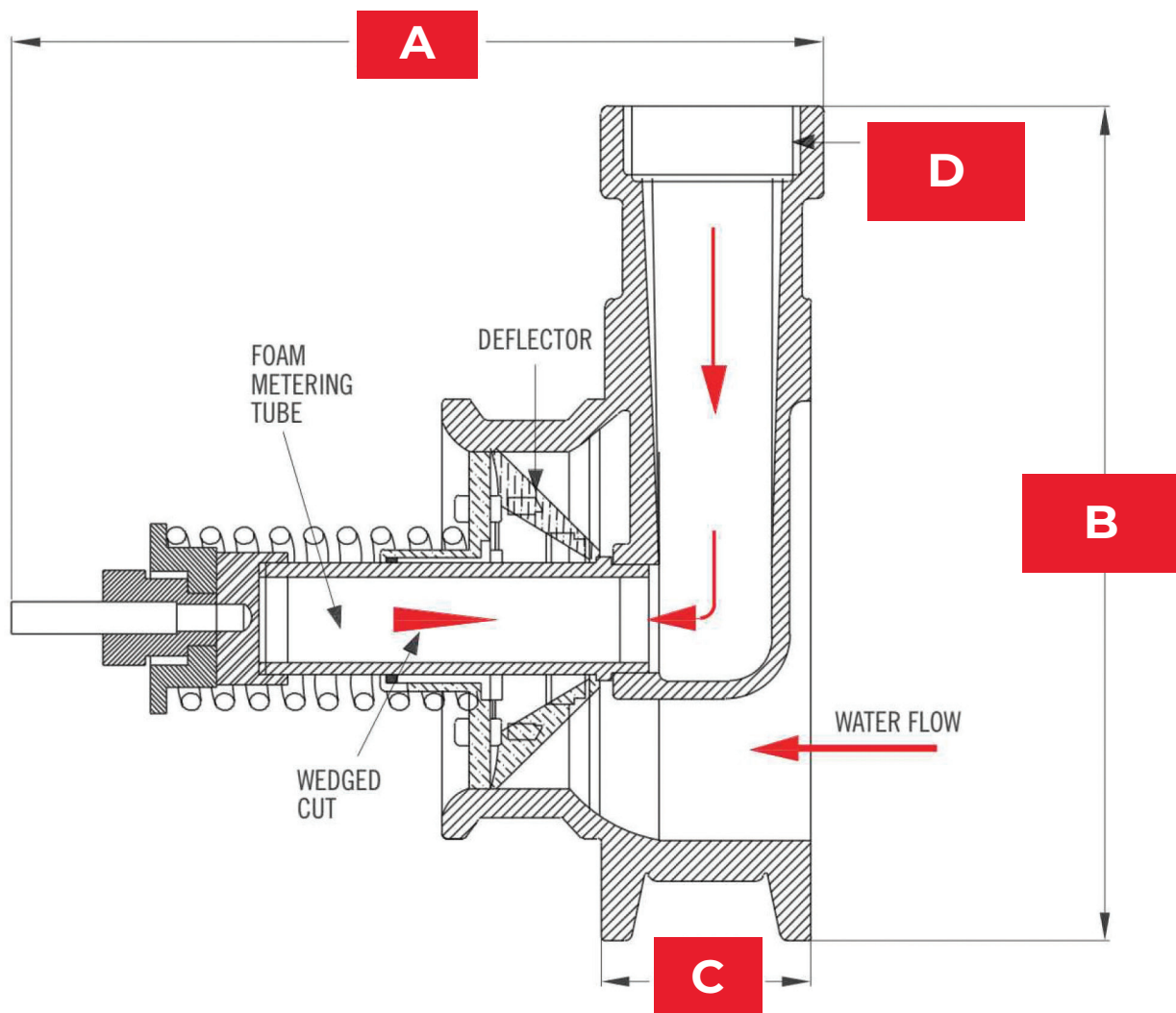
DIMENSIONAL INFORMATION

VRP	A Inches (mm)	B Inches (mm)	C Inches (mm)	D Foam Inlet Threading
6" VRP	10.9 (277)	11.22 (285)	2.75 (70)	2" NPT
8" VRP	12.83 (326)	10.66 (271)	3.57 (91)	2.5" NPT 3" Groove

The SOLBERG Variable Range Proportioner operation in closed-head sprinkler systems is as follows:

Under static, no flow conditions in the water supply piping, the water and foam concentrate pressures are equal. During a fire situation as sprinklers begin to open, the foam concentrate is injected into the water supply through the foam concentrate metering orifice at the proper listed solution rate.

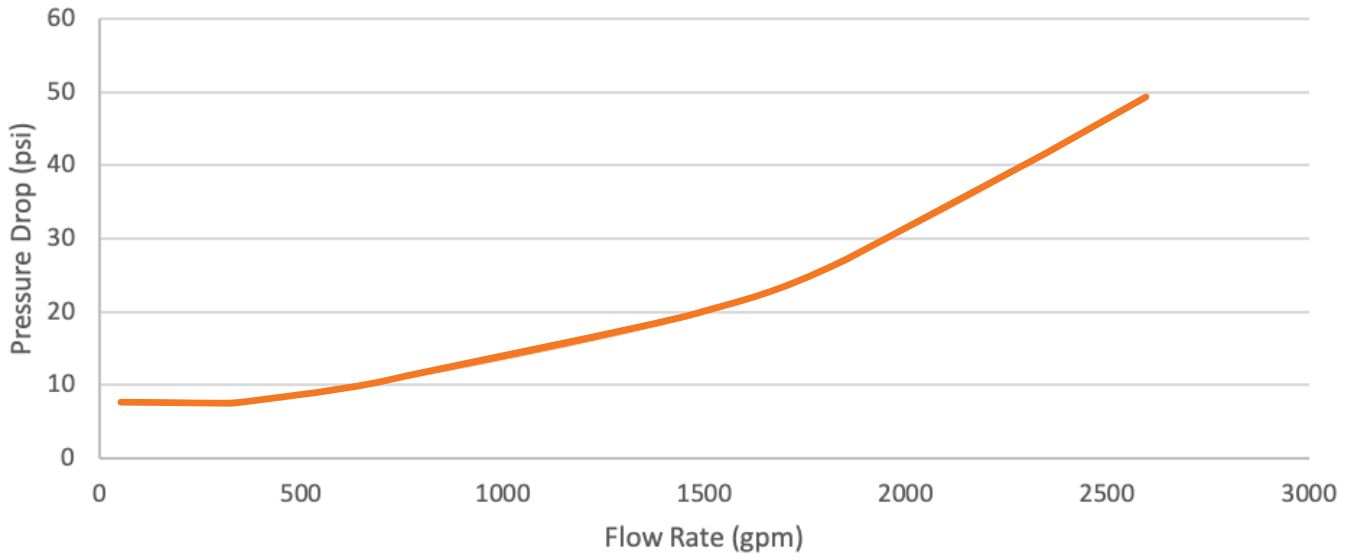
As more sprinklers begin to operate, the change in foam-water solution demand is automatically adjusted for by the SOLBERG Variable Range Proportioner, by injecting a carefully calibrated increased quantity of foam concentrate into the piping.



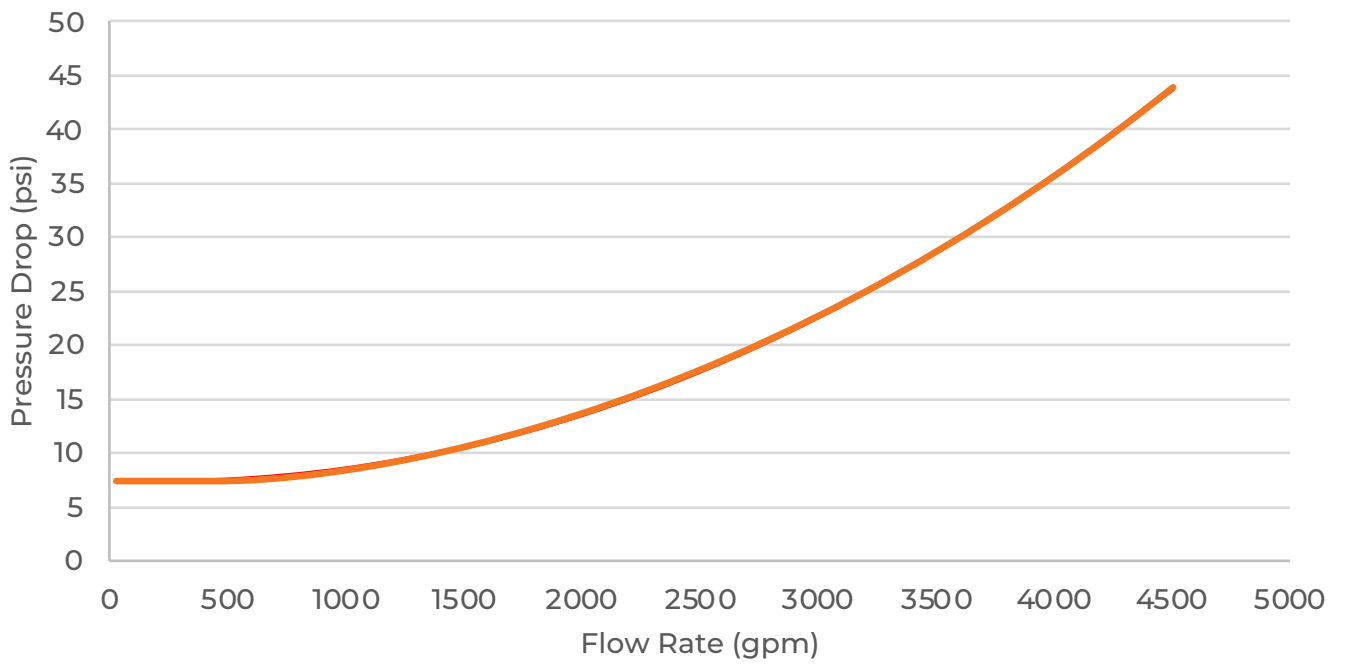
VARIABLE RANGE PROPORTIONER

PRESSURE LOSS CURVE

6" Variable Range Proportioner Pressure Drop



8" Variable Range Proportioner Pressure Drop



VARIABLE RANGE PROPORTIONER

PERFORMANCE INFORMATION

6.0" MODEL SRVP	UL LISTED NOMINAL FLOW					FM APPROVED NOMINAL FLOW		
	RE-HEALING 3x3 SP-100 gpm (lpm)	RE-HEALING RF3, 3% gpm (lpm)	ARCTIC 3% AFFF gpm (lpm)	ARCTIC 3x3% ATC gpm (lpm)	EVOLUTION 3% SFFF gpm (lpm)	RE-HEALING RF3, 3% gpm (lpm)	ARCTIC 3x3% ATC gpm (lpm)	RE- HEALING 3x3 SP-100 gpm (lpm)
Proportioning Rate (pre-calibrated)	35-2750 (132-10410)	119-2350 (450-8896)	87-2171 (329-8218)	84-1761 (318-6666)	93-2580 (352-9765)	108-1700 (405-6435)	94-1355 (356-5129)	100-2570 (379-9727)

8.0" MODEL SRVP	UL LISTED NOMINAL FLOW	FM APPROVED NOMINAL FLOW
	RE-HEALING 3x3 SP-100 gpm (lpm)	RE-HEALING 3x3 SP-100 gpm (lpm)
Proportioning Rate (pre-calibrated)	56-4112 (212-15564)	60-3850 (227-14572)

Size	6.0" (150 mm)	8.0" (203 mm)
Foam Inlet Female	Threaded	Threaded, Grooved
Inlet Working Pressure (max.)	175 psi (12 Bar)	175 psi (12 Bar)
Inlet Working Pressure (min.)	30 psi (2 Bar)	30 psi (2 Bar)
Pipe Length Upstream	30.0" (762 mm)	40.0" (1,016 mm)
Pipe Length Downstream	30.0" (762 mm)	40.0" (1,016 mm)
Flange Size	6.0" (150 mm)	8.0" (203 mm)
Between Flange Dimensions	2.75" (69 mm)	3.6" (90.8 mm)
Height	11.0" (280 mm)	12.8" (326 mm)
Weight	29 lb (13 kg)	55.1 lb (25 kg)
Material	Bronze	Bronze

Note: DO NOT Exceed 35.0' (11 m) of equivalent length of pipe and fittings

ORDERING INFORMATION

PART NO.	DESCRIPTION	APPROXIMATE SHIPPING WEIGHT		
		lb	kg	
30200	SOLBERG Variable Range Proportioner, Model SVRP 6.0" (150 mm), ARCTIC 3% AFFF (87-2171 gpm / 329-8218 lpm) (UL)	UL	28.6	13
30201	SOLBERG Variable Range Proportioner, Model SVRP 6.0" (150 mm), 3x3 ATC/AFFF (84-1761 gpm / 318-6666 lpm) (UL), (94-1355 gpm / 356-5129 lpm) (FM)	UL, FM	28.6	13
30210	SOLBERG Variable Range Proportioner, Model SVRP 6.0" (150 mm), RF3 (119-2375 gpm / 450-8991 lpm) (UL)	UL	28.6	13
30211	SOLBERG Variable Range Proportioner, Model SVRP 6.0" (150 mm), RF3 (108-1700 gpm / 409-6435 lpm) (FM)	FM	28.6	13
30215	SOLBERG Variable Range Proportioner, Model SVRP 6.0" (150 mm), 3x3 ATC/SFFF RE-HEALING SP-100 (35-2750 gpm / 132-10410 lpm) (UL)	UL	28.6	13
30218	SOLBERG Variable Range Proportioner, Model SVRP 6.0" (150 mm), 3x3 ATC/SFFF RE-HEALING SP-100 - (F Tube w/3.34 mm Shim 100-2570 gpm) (FM)	FM	28.6	13
30234	SOLBERG Variable Range Proportioner, Model SVRP 8.0" (203 mm), 3x3 ATC/SFFF RE-HEALING SP-100 - (G Tube w/2.94 mm Shim 60-3850 gpm) (FM)	FM	55.1	25
30235	SOLBERG Variable Range Proportioner, Model SVRP 8.0" (203 mm), 3x3 ATC/SFFF RE-HEALING SP-100 - (M Tube w/4.55 mm Shim 56-4112 gpm) (UL)	UL	55.1	25
30238	SOLBERG Variable Range Proportioner, Model SVRP 6.0" (150 mm), - SFFF EVOLUTION 3% SFFF - (F-Tube w/2.86 mm Shim 93-2580 gpm) (UL)	UL	28.6	13

VARIABLE RANGE PROPORTIONER



Trusted. Solutions That Save.

FOR MORE INFORMATION

Contact any of our worldwide
Perimeter Solutions Fire Safety offices
or visit:

www.Perimeter-Solutions.com

UNITED STATES

10667 Jersey Blvd.
Rancho Cucamonga, CA 91730
Tel: +1 800 682 3626
Tel: +1 909 983 0772

salesfoamusa@perimeter-solutions.com

EMEA

Polígono de Baiña, Parcela 23
33682 Mieres (Asturias)
Spain
Tel: +34 985 24 29 45

salesfoamemea@perimeter-solutions.com

ASIA PACIFIC

3 Charles Street
St Marys NSW 2760
Australia
Tel: +61 2 9673 5300

salesfoamapac@perimeter-solutions.com

perimeter-solutions.com

NOTICE PERIMETER SOLUTIONS MAKES NO REPRESENTATIONS OR WARRANTIES AS TO THE COMPLETENESS OR ACCURACY OF THE INFORMATION INCLUDED HEREIN. THE INFORMATION CONTAINED HEREIN IS NOT INTENDED TO PROVIDE REGULATORY, LEGAL OR EXPERT ADVICE RELATING TO THE PRODUCTS, ITS APPLICATION OR USES. NOTHING CONTAINED HEREIN IS TO BE CONSTRUED AS A RECOMMENDATION TO USE ANY PRODUCT, PROCESS, EQUIPMENT OR FORMULATION IN CONFLICT WITH ANY INDUSTRIAL PROPERTY OR INTELLECTUAL PROPERTY RIGHTS, AND PERIMETER SOLUTIONS MAKES NO REPRESENTATION OR WARRANTY, EXPRESS OR IMPLIED, THAT THE USE THEREOF WILL NOT INFRINGE ON ANY INDUSTRIAL PROPERTY OR INTELLECTUAL PROPERTY RIGHTS. NO REPRESENTATIONS OR WARRANTIES, EITHER EXPRESSED OR IMPLIED, OF MERCHANTABILITY, FITNESS FOR A PARTICULAR PURPOSE OR OF ANY OTHER NATURE ARE MADE HEREUNDER WITH RESPECT TO THE INFORMATION CONTAINED HEREIN.